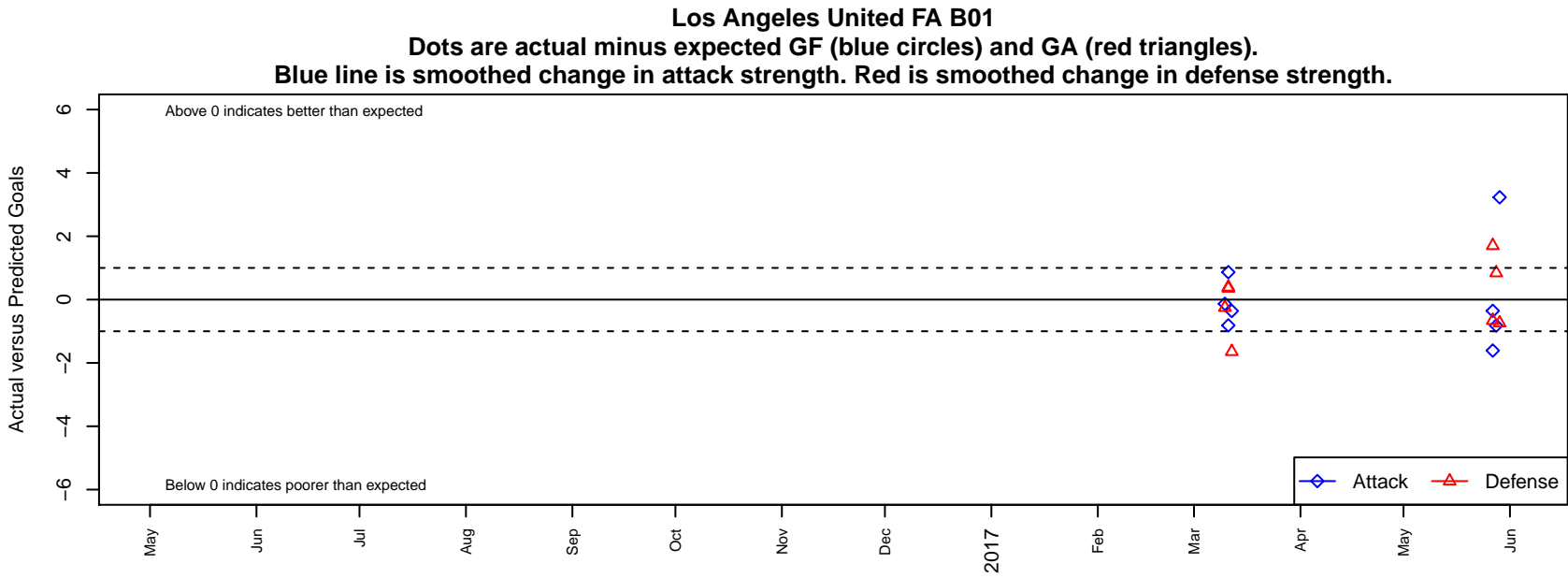


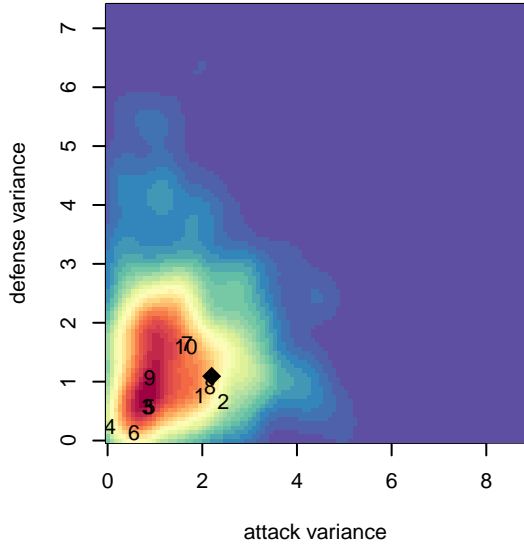
# Los Angeles United FA B01

Los Angeles, CAS  
 B01 total strength=1775  
 attack=44.84 defense=19.14

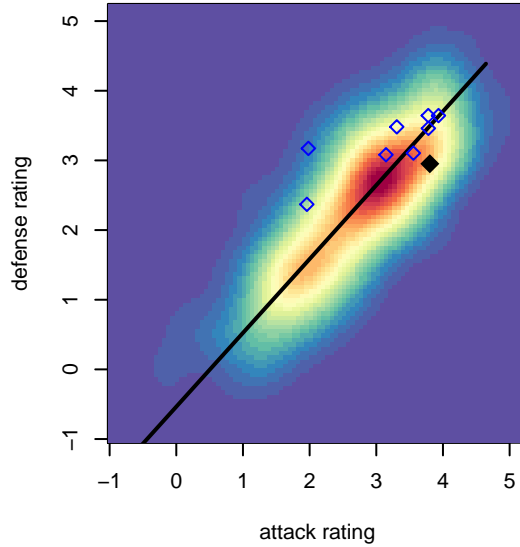
alt names used: LOS ANGELES UNITED FUTBOL ACADEMY | LOS ANGELES UNITED FUTBOL ACADEMY |  
 Venues played: 2016 NV Players Showcase Bellagio U16 | 2016 Manchester City Cup Gold U16



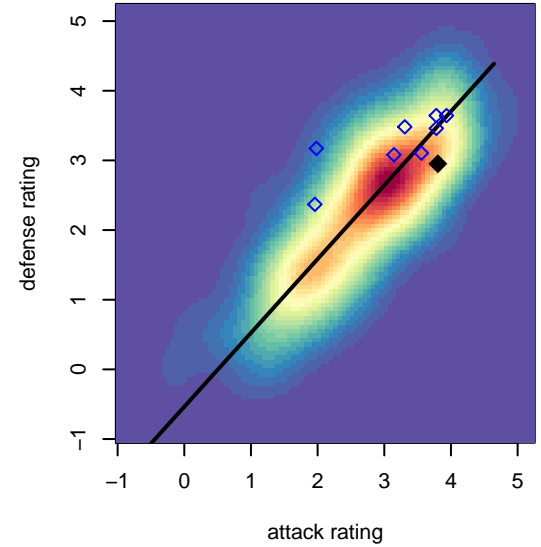
**attack and defense variance (black dot)  
relative to other teams  
and top 10 in region**



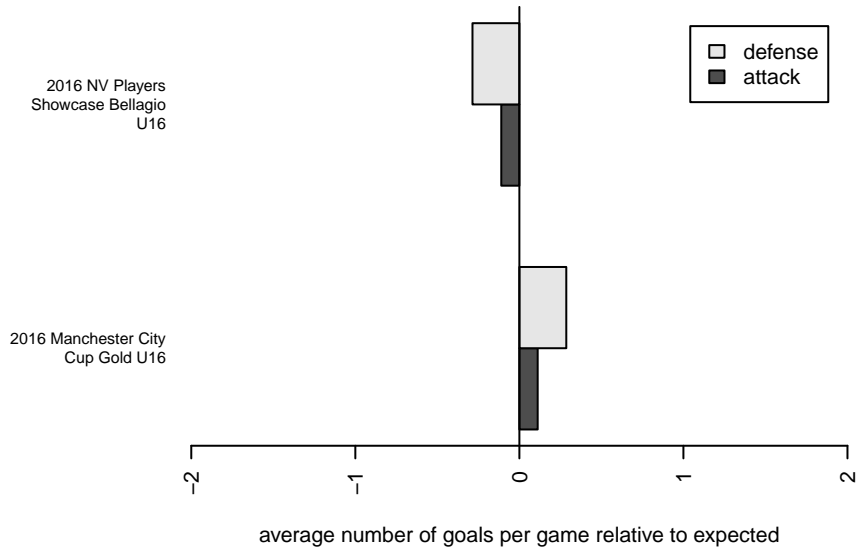
**attack and defense rating  
relative to others at age  
and all opponents in last 13 months**



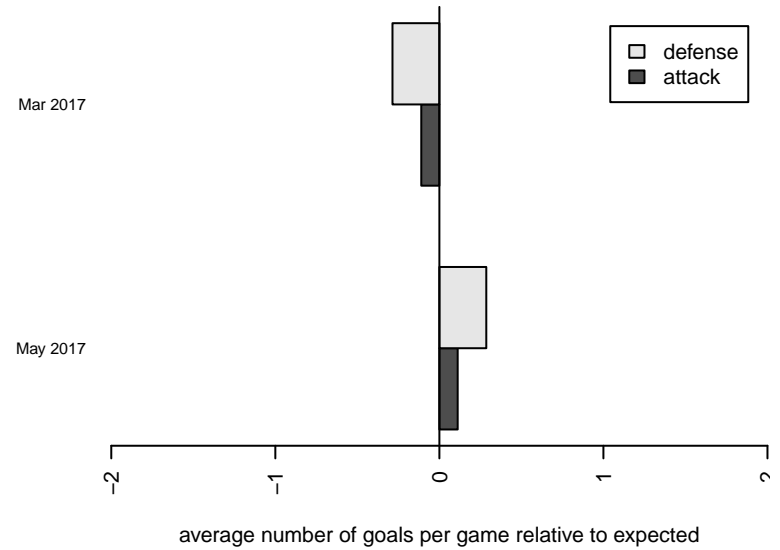
**attack and defense rating  
relative to others at age  
and all opponents in last 13 months**



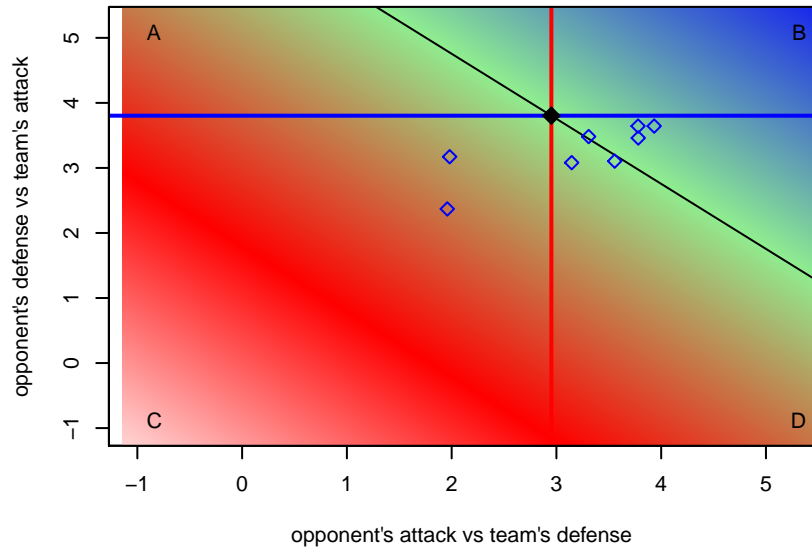
**Performance relative to 13 month average**



**Performance relative to 13 month average**



Distribution of opponents  
 Red = Lose zone, Blue = Win zone, Green = Even  
 Black line separates win/lose zones



lot. A=Neither has attack advantage, B=Opponent has both attack and defense advantage, C=Opponent has both attack and defense disadvantage, D=Both have

<b>date</b>	<b>home</b>		<b>away</b>		<b>venue</b>	<b>pred.home</b>	<b>pred.away</b>
2017-05-29	LA Galaxy Orange County B01	2	Los Angeles United FA B01	5	2016 Manchester City Cup Gold U16	1.26	1.77
2017-05-28	Los Angeles United FA B01	1	Players Academy Blue B01	1	2016 Manchester City Cup Gold U16	1.82	1.84
2017-05-27	Los Angeles United FA B01	3	Crescenta Valley SC Navy B01	1	2016 Manchester City Cup Gold U16	4.61	0.34
2017-05-27	Valparaiso United B01	0	Los Angeles United FA B01	1	2016 Manchester City Cup Gold U16	1.70	1.36
2017-03-12	Los Angeles United FA B01	1	SMC Star Academy B01	4	2016 NV Players Showcase Bellagio U16	1.36	2.36
2017-03-11	Los Angeles United FA B01	1	Davis Legacy White B01	0	2016 NV Players Showcase Bellagio U16	1.81	0.39
2017-03-11	Palo Alto SC Blue B01	2	Los Angeles United FA B01	2	2016 NV Players Showcase Bellagio U16	2.36	1.13
2017-03-10	Iowa ODP B01	3	Los Angeles United FA B01	1	2016 NV Players Showcase Bellagio U16	2.75	1.13